



# 2019 SUMMER SNAPSHOT

## HOMELESSNESS IN THE TRI-CITY AREA



### FREDERICTON

FREDERICTON HAS A TOTAL OF **37** EMERGENCY SHELTER BEDS

DURING THE SUMMER **126** PEOPLE ACCESSED AN EMERGENCY SHELTER

EMERGENCY SHELTERS HAD A COMBINED **78%** OCCUPANCY RATE



**79**

PEOPLE SLEEPING ROUGH  
(BASED ON OUTREACH NUMBERS COLLECTED ON SEPT 5TH)



### MONCTON

MONCTON HAS A TOTAL OF **90** EMERGENCY SHELTER BEDS

DURING THE SUMMER **199** PEOPLE ACCESSED AN EMERGENCY SHELTER\*

EMERGENCY SHELTERS HAD A COMBINED **76%** OCCUPANCY RATE



**134**

PEOPLE SLEEPING ROUGH  
(BASED ON OUTREACH NUMBERS COLLECTED SEPT 3RD)

\*IN CONTRAST TO SAINT JOHN AND FREDERICTON, EMERGENCY SHELTERS IN MONCTON ARE CO-LOCATED, MEANING CLIENTS MAY USE ONE OR BOTH SHELTERS. THIS ALLOWS FOR THE POSSIBILITY OF CLIENT DUPLICATION IN THE DATA, WHICH MAY INFLATE SHELTER USE STATISTICS.

### SAINT JOHN

SAINT JOHN HAS A TOTAL OF **37** EMERGENCY SHELTER BEDS

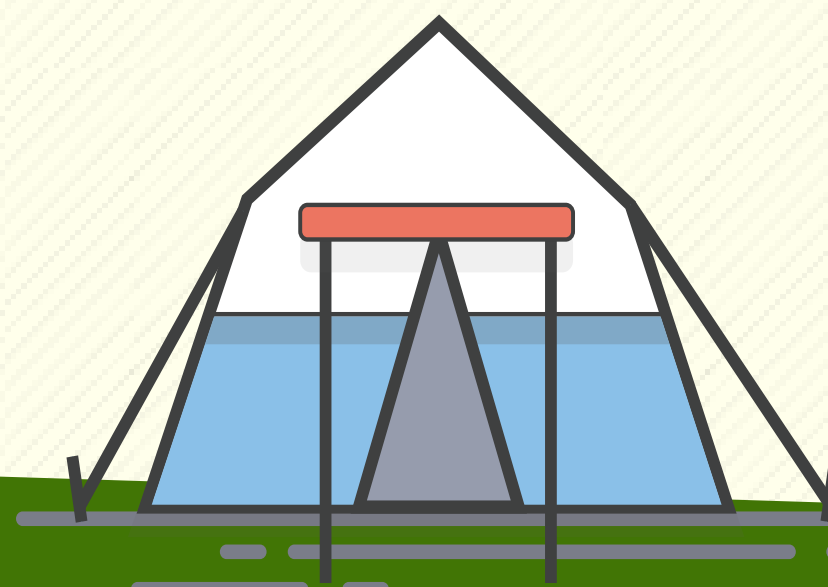
DURING THE SUMMER **170** PEOPLE ACCESSED AN EMERGENCY SHELTER

EMERGENCY SHELTERS HAD A COMBINED **101%** OCCUPANCY RATE




**30**

PEOPLE SLEEPING ROUGH  
(BASED ON BY-NAME LIST DATA COLLECTED SEPT 5TH)



THIS DATA COVERS THE PERIOD OF JUNE 1, 2019 TO AUGUST 31, 2019. SHELTER STATISTICS ARE DRAWN FROM HIFIS (A HOMELESSNESS DATA MANAGEMENT SOFTWARE MANAGED BY THE HUMAN DEVELOPMENT COUNCIL). ROUGH SLEEPING NUMBERS ARE DRAWN FROM OUTREACH STATISTICS IN FREDERICTON AND MONCTON AND THE BY-NAME LIST IN SAINT JOHN. FOR MORE INFORMATION ON HOMELESSNESS IN NEW BRUNSWICK, VISIT [WWW.SJHDC.CA](http://WWW.SJHDC.CA).



Human Development Council