

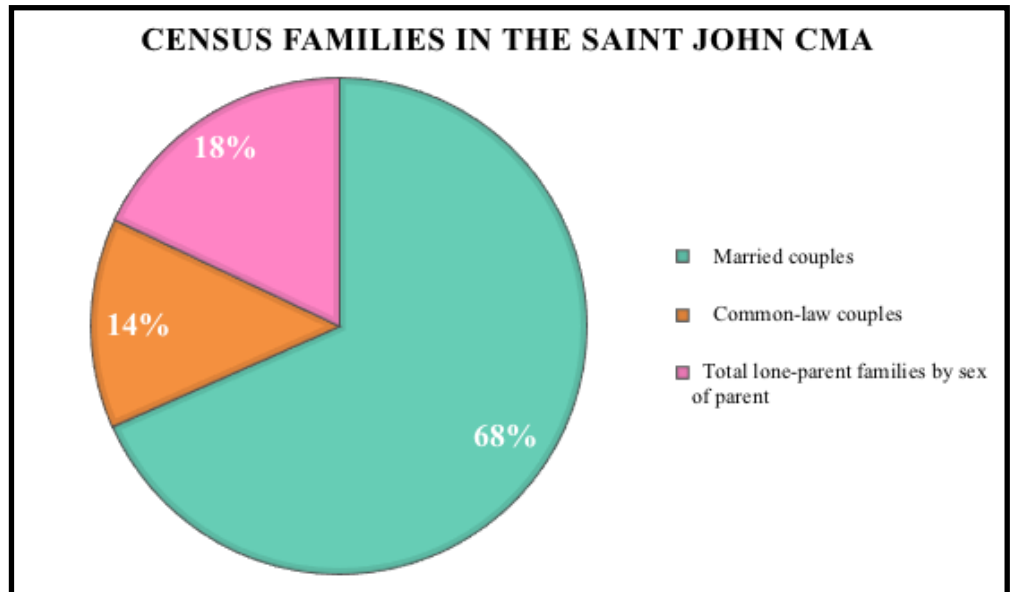


Community Reflections

Family Characteristics: Saint John CMA

What is a Census Family?

- Married couple with or without children
 - Common-law couple with or without children
 - Lone-parent with at least 1 child
 - Grandchildren living with grandparents
- *Children may be children by birth, marriage, common-law union or adoption



Source: 2016 Census Community Profiles, Saint John Census Metropolitan Area (CMA), Statistics Canada, 2016

Average family size in the CMA is 2.8; Average family size in Canada is 2.4

15.8% of Couples with children in the CMA are Stepfamilies
12.3% of couples with children in Canada are Stepfamilies*

14.0% of adults in the CMA live alone; 13.9% of adults in Canada live alone**

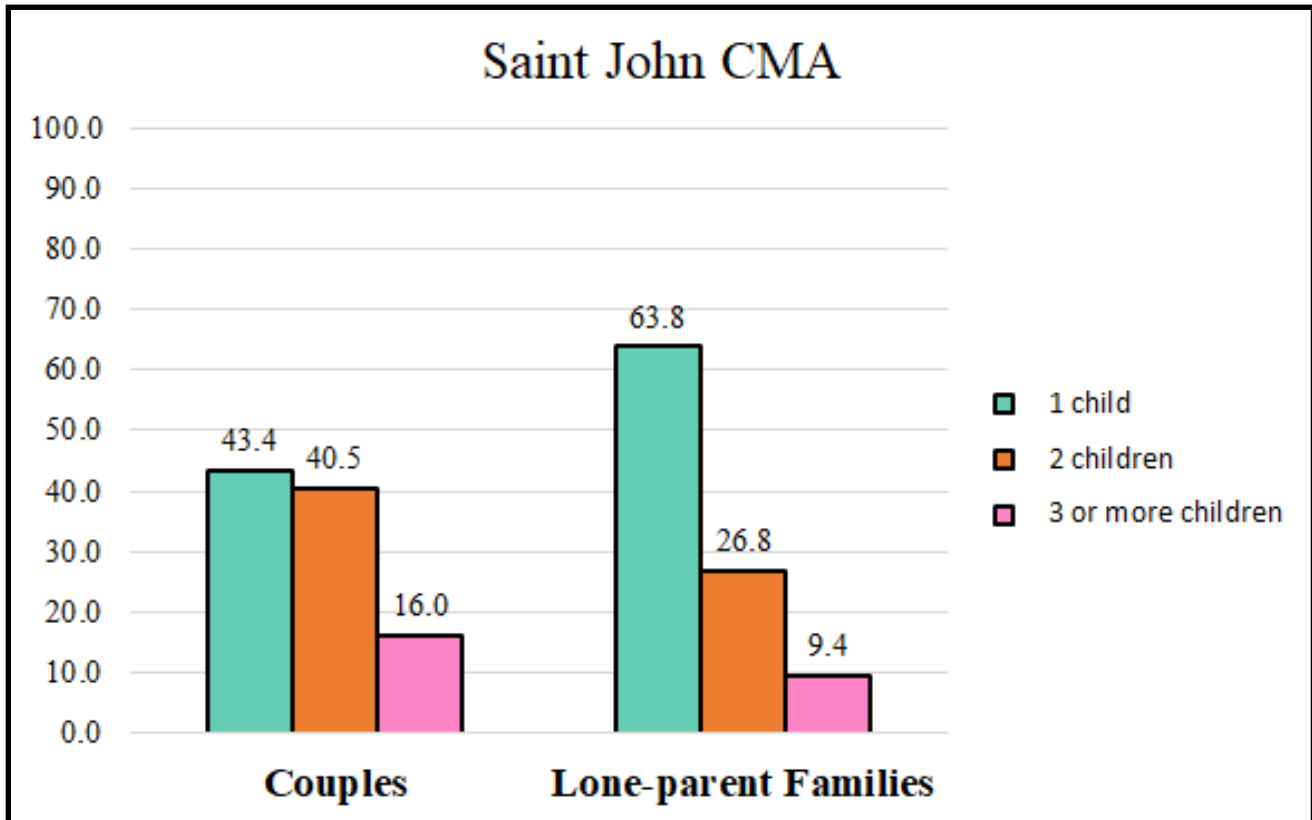
*Source: Statistics Canada, 2016 Census of Population, Statistics Canada Catalogue no. 98-400-X2016028.
**Source: Statistics Canada, 2016 Census of Population, Statistics Canada Catalogue no. 98-400-X2016024

Couples without children vs. couples with children (%):

| | Canada | NB | Saint John (CMA) | Saint John (City) | Rothesay | Quispamsis | Hampton | Grand Bay - Westfield |
|--------------------------|--------|-------|------------------|-------------------|----------|------------|---------|-----------------------|
| Couples without children | 48.9% | 56.6% | 53.0% | 55.5% | 50.0% | 44.4% | 53.4% | 52.0% |
| Couples with children | 51.1% | 43.4% | 47.0% | 44.5% | 49.8% | 55.5% | 46.5% | 48.0% |

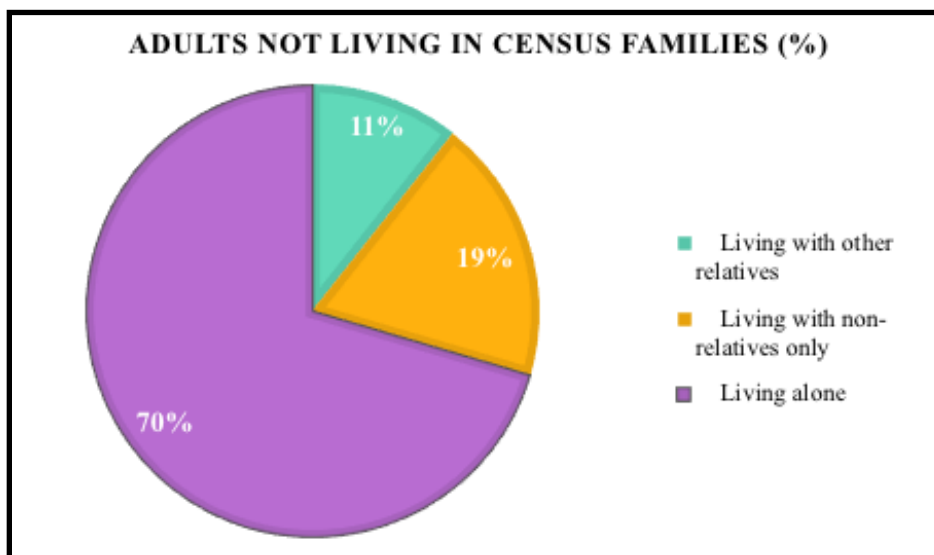


Families with Children (%):



Source: 2016 Census Community Profiles, Saint John Census Metropolitan Area (CMA), Statistics Canada, 2016

What about those "not in census families"?



According to Statistics Canada people living with other relatives, people living with non-relatives and people living alone are not classified as a census family. In the Saint John CMA **20.4%** of adults over 15 do not live in a census family.

Source: Statistics Canada - 2016 Census. Catalogue Number 98-400-X2016028.