

# ECONOMIC INDICATORS IN NEW BRUNSWICK

## Employment Statistics for Vulnerable Populations



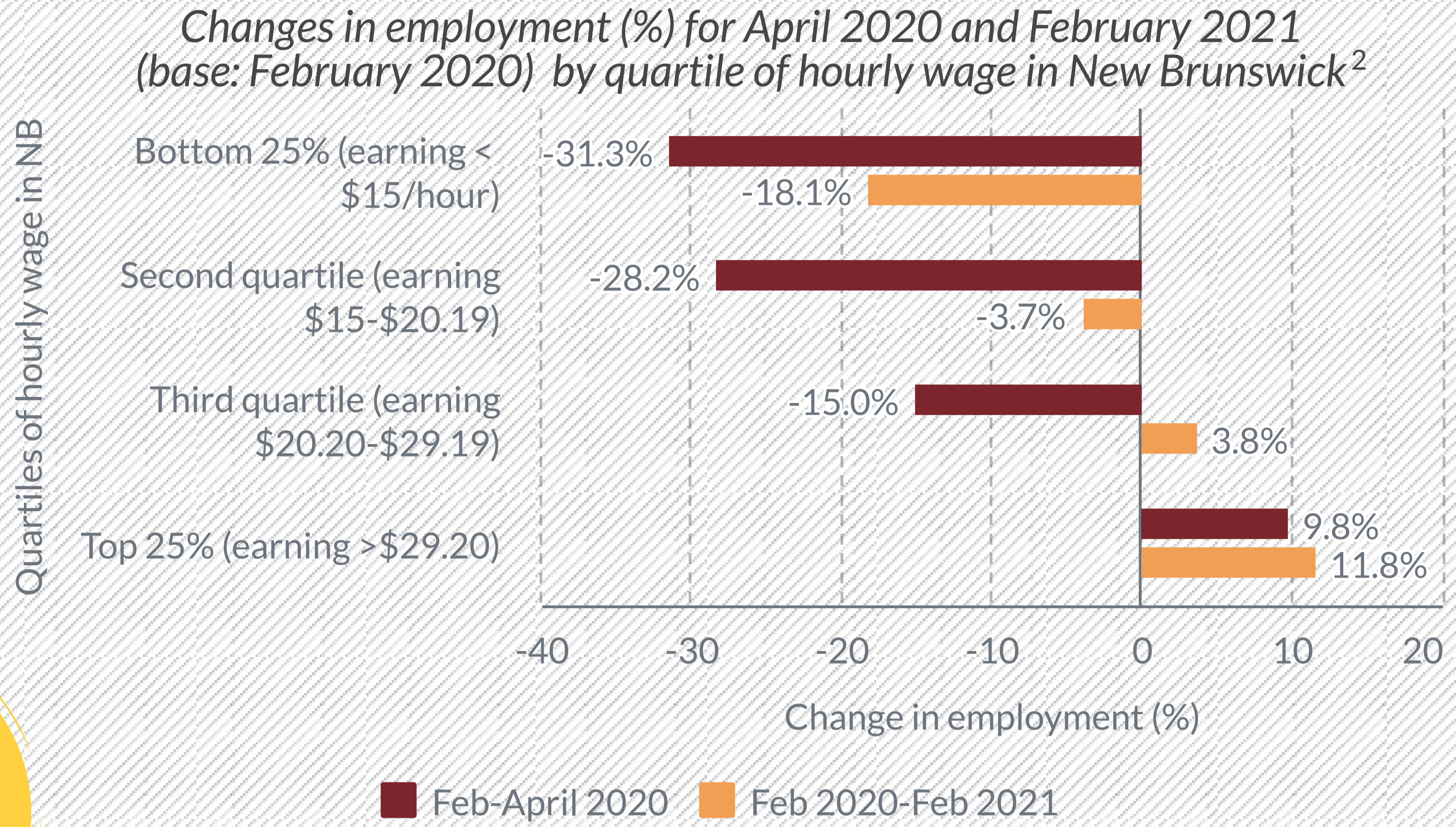
### LOW WAGE WORKERS

During the first wave of the pandemic (Feb-April) employment dropped by 50,100.<sup>1</sup>

In February 2021 there were 6,200 fewer people employed than in February 2020.<sup>1</sup>

Retail and accommodation/food industry were two of the hardest hit industries during the first wave.<sup>2</sup>

In February 2020 the median wage in NB in the retail and accommodation/food industry was \$14.00 and \$12.50 respectively.<sup>2</sup>

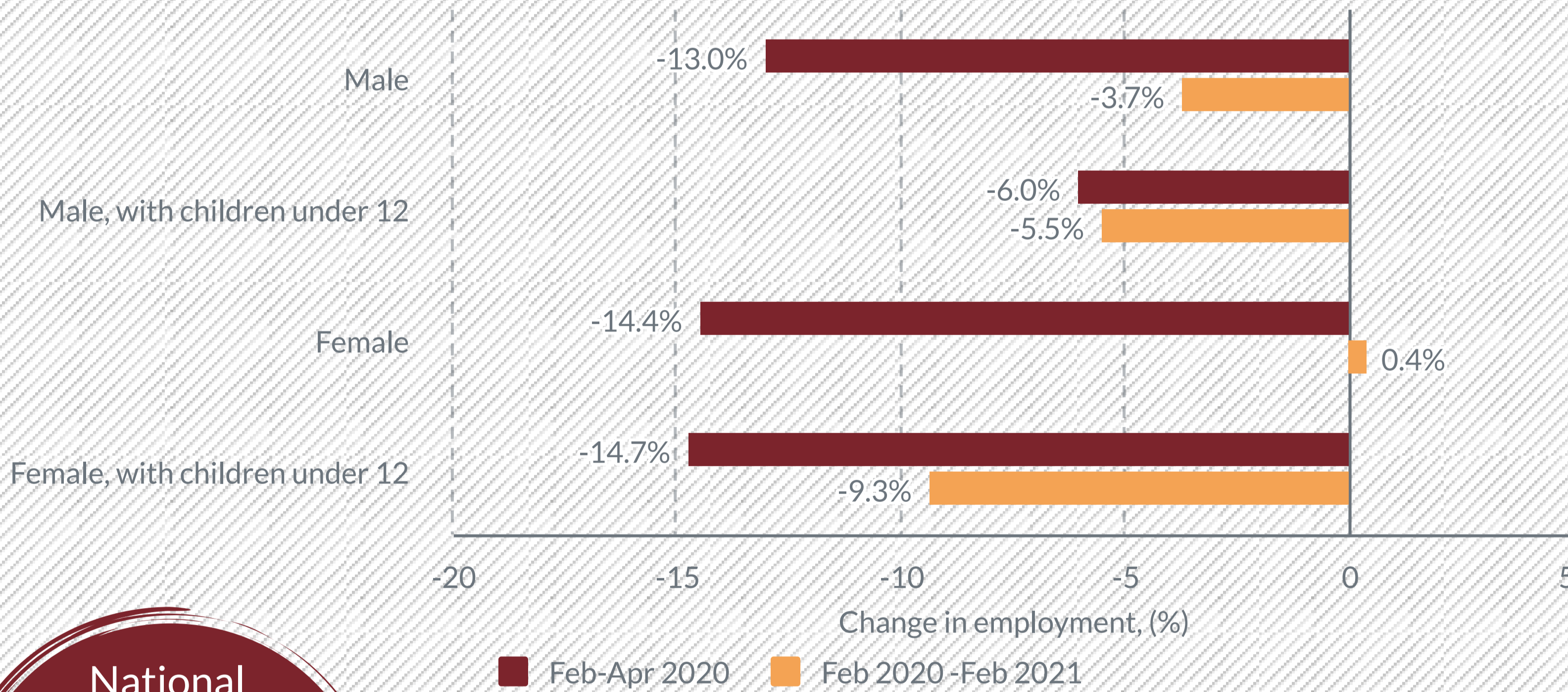


### WOMEN AND FAMILIES WITH CHILDREN

During the first wave of the pandemic (Feb-April) employment among women dropped by 25,700.<sup>1</sup>

In Dec 2020, NB women were working approximately 10% fewer hours than they were prior to the pandemic.<sup>3</sup>

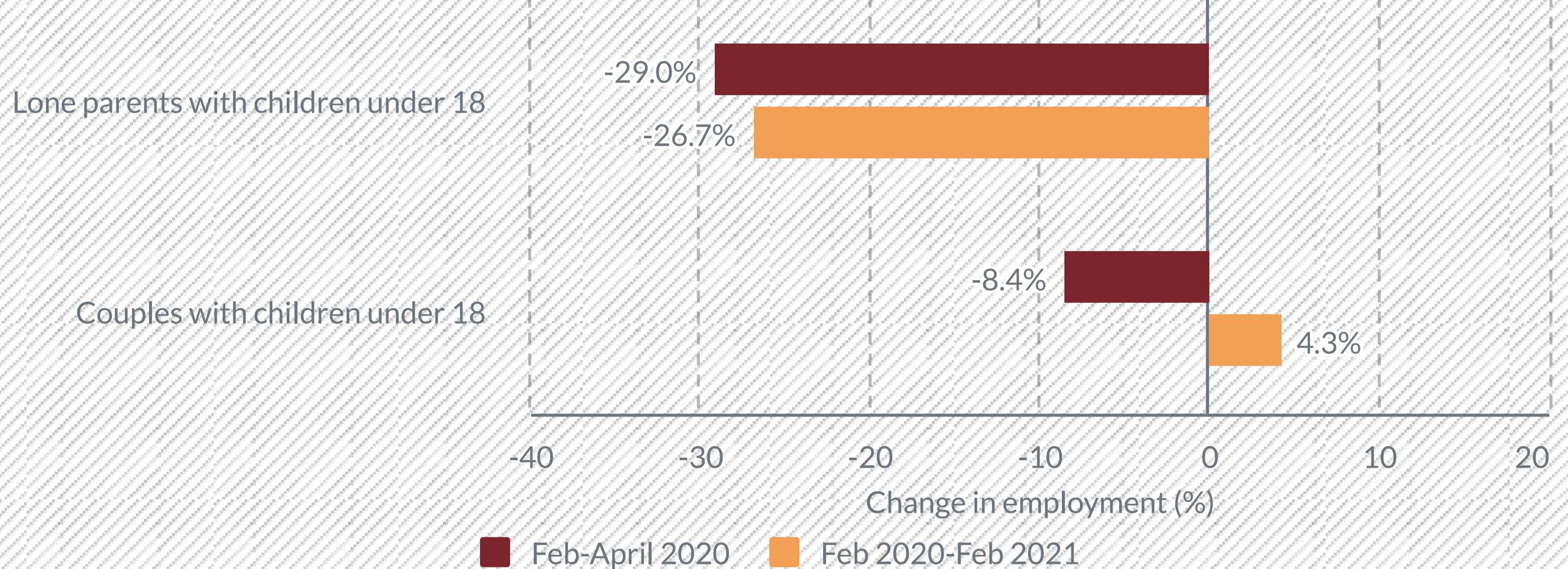
Changes in employment (%) for April 2020 and February 2021 (base: February 2020) for Males and Females with children under 12 in New Brunswick<sup>6</sup>



National employment losses among women in March and April 2020 erased 15 years of employment gains.<sup>4</sup>

Between March 15 and October 3, 2020 167,360 New Brunswickers applied for CERB or EI.<sup>5</sup>

Changes in employment (%) for April 2020 and February 2021 (base: February 2020) for lone parent families and couples with children under 18<sup>6</sup>



Sources:

1. Statistics Canada, Table 14-10-0287-01 Labour force characteristics, monthly, seasonally adjusted and trend-cycle, last 5 months
2. Calculations by the Human Development Council using data from the Labour Force Survey PUMF. Excludes self-employed. Adjusted for seasonality using 2017-2019 average.
3. Scott, K. (2021). Women, work and COVID-19. Canadian Centre for Policy Alternatives. <https://www.policyalternatives.ca/publications/reports/women-work-and-covid19>
4. LMI Insights Report 39. Women in Recessions: What makes COVID-19 Different? March 2021. <https://lmi-cimt.ca/publications-all/lmi-insight-report-no-39/>
5. Statistics Canada, Canada Emergency Response Benefit and EI statistics. <https://www.canada.ca/en/services/benefits/ei/claims-report.html>
6. Calculations by the Human Development Council using data from the Labour Force Survey PUMF. Adjusted for seasonality using 2017-2019 average.