FREDERICTON POINT-IN-TIME COUNT

Key Highlights - 2023 Homelessness PiT Count in Fredericton

WHAT IS A POINT-IN-TIME (PIT) COUNT?

A PiT Count is an enumeration and a self-report survey of people experiencing homelessness at a specific point in time. On April 17th and 18th, 2023, the Human Development Council (HDC), in partnership with the government of NB and community organizations, conducted its largest ever PiT Count, surveying people at homeless shelters, unsheltered locations, and correctional facilities across New Brunswick. A PiT Count is one tool of many that the HDC uses to understand the scope of homelessness in NB.

BENEFITS OF A PIT COUNT

SNAPSHOT
119 people were counted as experiencing absolute homelessness in Fredericton excluding corrections. For corrections data **click here**.

COMPARISON
92% more people were counted as experiencing absolute homelessness in Fredericton in the 2023 Pit Count than in the 2021 Count.

SURVEY
92 surveys were conducted in Fredericton.

VOICE
PiT Counts are an opportunity for the homeless population to communicate their need for housing and the barriers preventing them from **getting housed**.

SURVEY RESULTS

60% Homeless Shelter
35% Unsheltered in Public Space
5% Encampment

Gender

86% heterosexual
9% 2SLGBTQI+
1% Unsure

Income Sources

73% on Social Assistance

% With the Following:

Informal Income Sources	11
Part-time Employment	6
Seniors Benefits	6
Disability Benefit (Provincial Benefit)	4

Chronic Homelessness

74% reported being homeless 180 days or more in the last year.

Age of Participants

40 was the average age of survey participants.

30 was the average age homelessness was first experienced.

Age of First Homeless Experience

23% identified as Indigenous. For more Indigenous PiT Count data **click here**.

Of those who responded to questions about residency...

25% — reported always being in the local community.
75% — reported moving to the community.
75% — Of those who moved said they moved from within NB.

Education

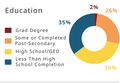

Most Reported Reasons for Housing Loss

35% said their most recent housing loss was due to an eviction.

Most Reported Challenges of Finding Housing

SOCIAL SYSTEMS

Youth In Care

29% of those surveyed indicated that they lived in foster care or a youth group home prior to experiencing homelessness. Of those 29% who gave a time estimate, **39%** said they became homeless within a year of leaving care. Additionally, **75%** of people who said they were in care and gave an answer regarding their thoughts on CPS said that CPS was not helpful in transitioning them to independence.

Emergency Services

Survey results indicate that people experiencing homelessness frequently interact with emergency services.

In the past year...

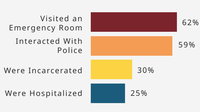

When asked if participants identified having any of the following health challenges, respondents reported:

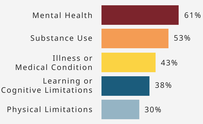

Health Services

40% of the people surveyed reported accessing addiction or mental health services in the last 12 months. For more PiT Count data on health **click here**.

RESOURCES

Homelessness is a complex social issue that too many New Brunswickers are experiencing. For more information on the scale and circumstances of homelessness in New Brunswick, please visit our website at sjhdc.ca.

For more information on homelessness in New Brunswick's urban centres check out our homelessness dashboards by clicking here.

To read past reports on homelessness click here.

HUMAN DEVELOPMENT COUNCIL