

COMMUNITY REFLECTIONS


Indigenous Peoples in the CMA

Indigenous Peoples



First Nations

- The First Nations peoples are the original inhabitants of Canada, defined by the Constitution Act of 1982. (Assembly of First Nations)
- There are 1,048,405 First Nations peoples in Canada. ⁽¹⁾



Métis

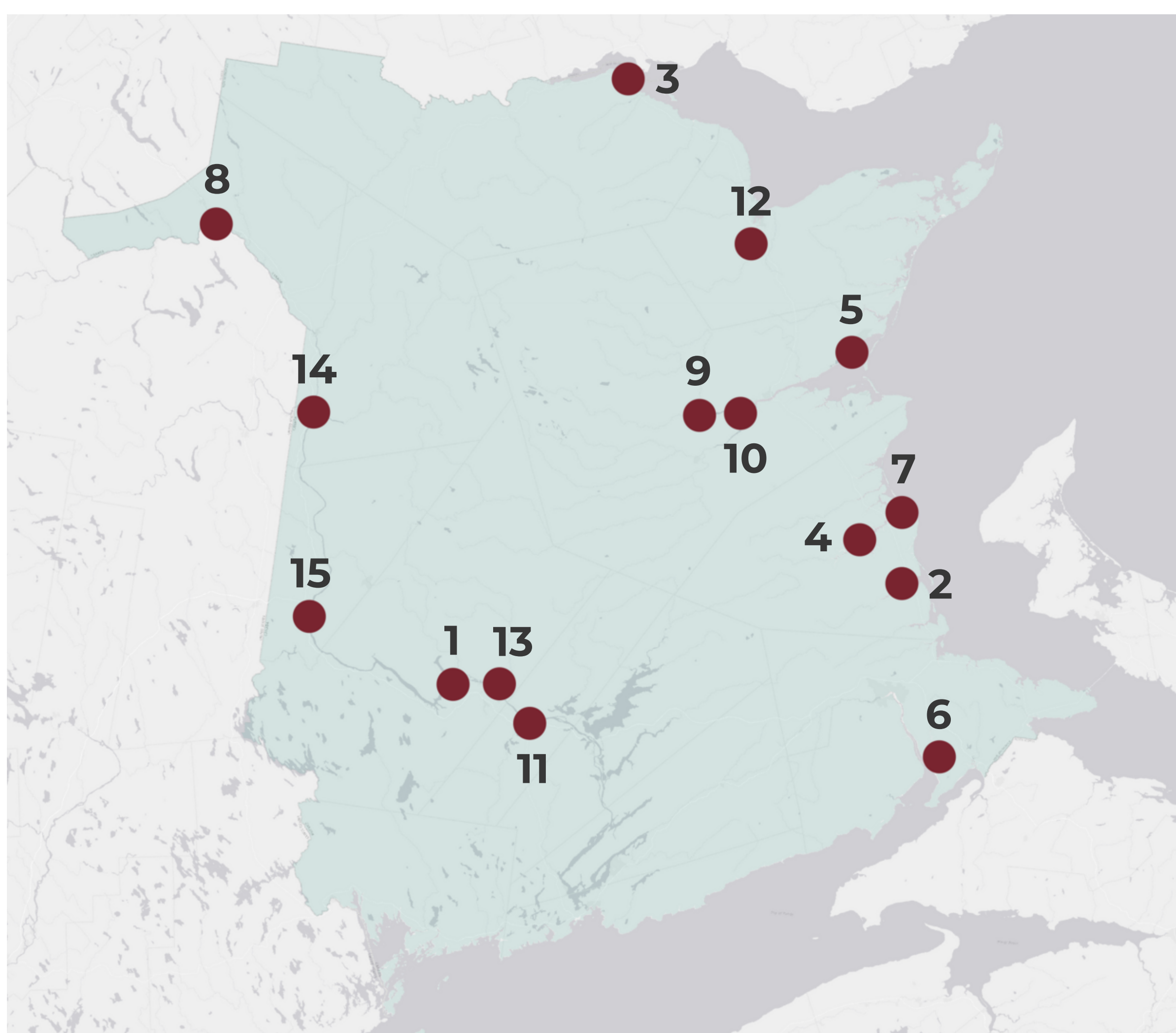
- The Métis are the descendants of Aboriginal peoples and 18th century European fur traders. (Métis Nation)
- There are 624,220 Métis peoples in Canada, most commonly in the Prairie provinces, Yukon, and the North West Territories. ⁽¹⁾




Inuit

- The Inuit are the Indigenous peoples in the Arctic, stretching across Canada, Russia, Greenland, and Alaska. (Inuit Tapiriit Kanatami)
- There are 70,540 Inuit peoples in Canada commonly located in Nunavut, North West Territories, Yukon, and Newfoundland and Labrador. ⁽¹⁾

First Nations Reserves in NB ⁽³⁾



1. Biliik
2. Buctouche MicMac
3. Eel River Bar First Nation
4. Elsipogtog First Nation
5. Esgenoopetitj First Nation
6. Fort Folly
7. Indian Island
8. Madawaska Maliseet First Nation
9. Metepenagiag Mi'kmaq Nation
10. Natoaganeg
11. Oromocto First Nation
12. Pabineau
13. Saint Mary's
14. Tobique
15. Woodstock



Indigenous Identity, Private Households ⁽¹⁾

Province/Territory	%	#
Canada	5.0%	1,807,250
Nunavut	85.8%	31,390
North West Territories	49.6%	20,035
Yukon	22.3%	8,810
Manitoba	18.1%	237,185
Saskatchewan	17.0%	187,885
Newfoundland and Labrador	9.3%	46,545
Alberta	6.8%	284,470
British Columbia	5.9%	290,210
Nova Scotia	5.5%	52,430
New Brunswick	4.4%	33,295
Ontario	2.9%	406,585
Quebec	2.5%	205,010
Prince Edward Island	2.2%	3,385

In Canada... ⁽²⁾

70 languages

There are over 70 Indigenous languages reported in the 2021 census.

56% In the West

55.5% of First Nations people live in the western provinces minus the territories.

13% Urban Increase

12.5% growth in Indigenous peoples living in large urban centres, 2016 to 2021.



What about Locally?

2.6% of the residents of the Saint John CMA identified as having Indigenous Identity, compared to 4.4% in New Brunswick and 5.0% in Canada. ⁽¹⁾

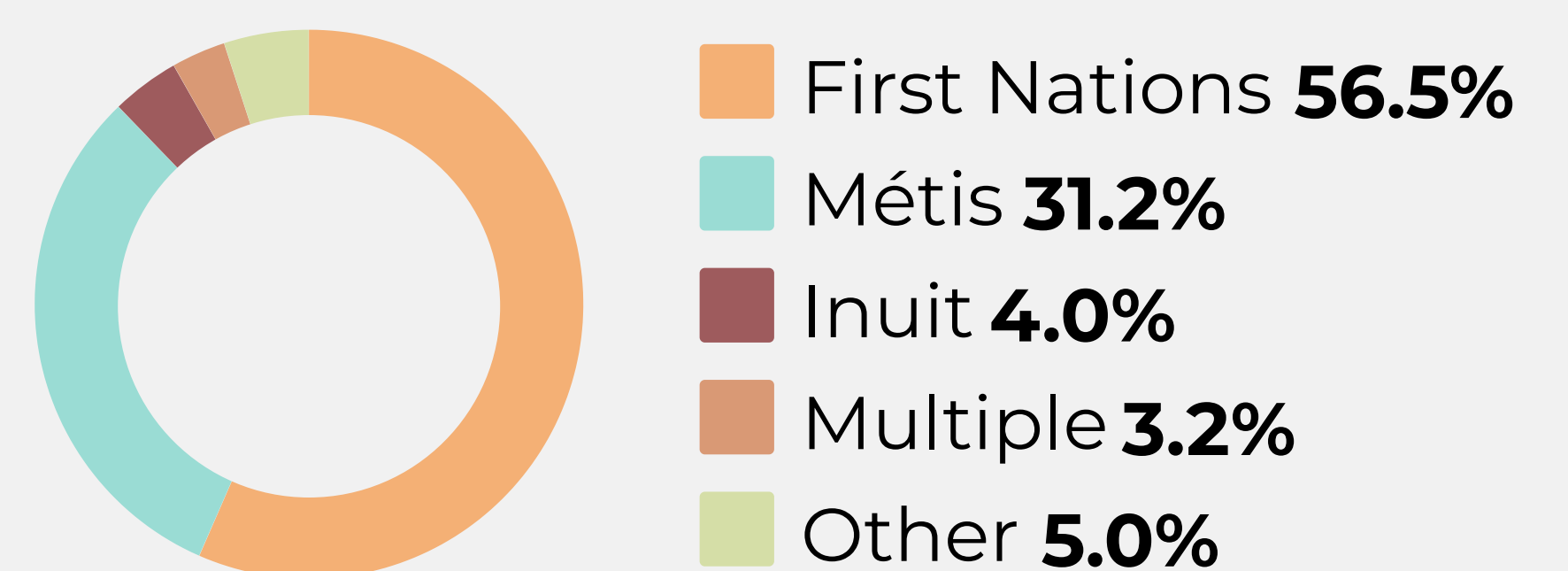
10,041 First Nations live on reserve in NB as of December 2022. ⁽³⁾

7,256 First Nations live off reserve in NB as of December 2022. ⁽³⁾

Did You Know?

The median age of Indigenous peoples in NB is 36.4, compared to a median of 46.4 years for non-Indigenous people in NB. ⁽⁴⁾

Indigenous in the Saint John CMA ⁽¹⁾



References: 1. 2021 Canadian Census of the Population, Profile table. 2. Indigenous population continues to grow and is much younger than the non-Indigenous population, although the pace of growth has slowed, The Daily, Statistics Canada, 2022. 3. Aboriginal Affairs - New Brunswick, First Nations Communities. 4. Indigenous Population Profile, 2021 Census of Population, New Brunswick