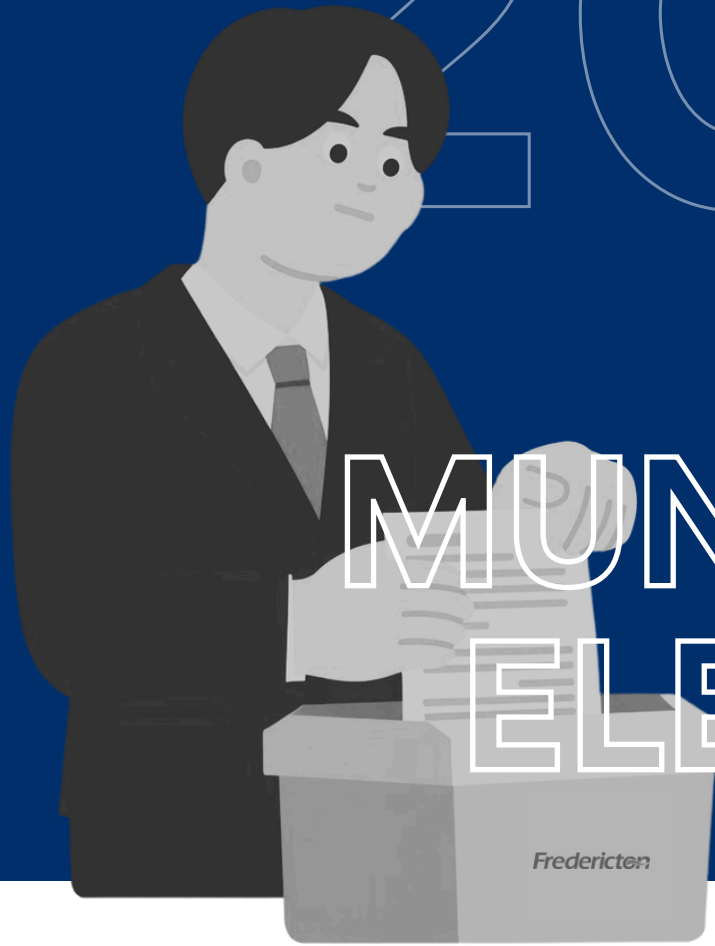


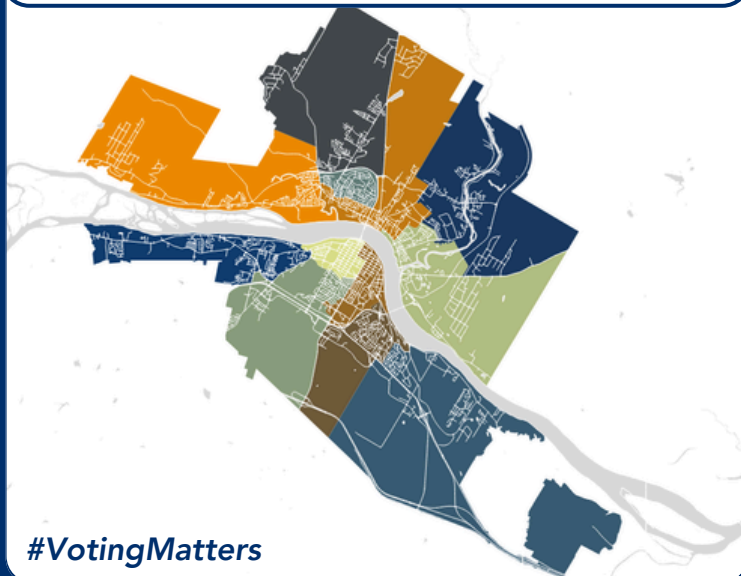
2026



FREDERICTON  
**MUNICIPAL  
ELECTION**

**Data**   
**Snapshot**

The Election Will be Held on **MAY 11**



**About HDC**

**Website:** [sjhdc.ca](http://sjhdc.ca)

**Facebook:** SaintJohnHDC

**Instagram:**  
[humandevlopmentcouncilsj](https://www.instagram.com/humandevlopmentcouncilsj)

**Location:** Social Enterprise Hub  
Saint John



## How Do I VOTE?

For information on voting in the upcoming municipal election visit [electionsnb.ca](https://electionsnb.ca).

From the Elections NB home page:

To determine what ward you are voting in click on: [Where do I Vote](#)

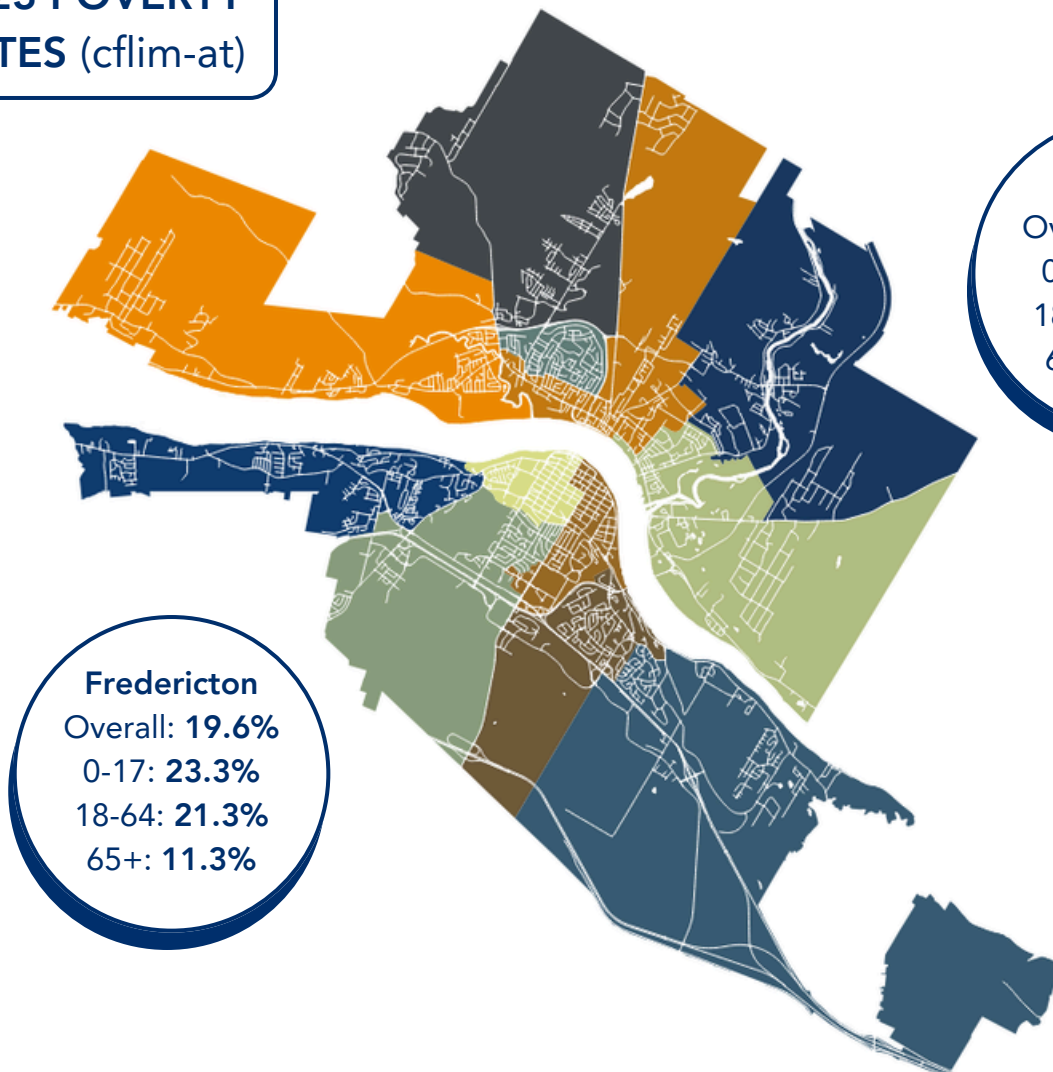
To determine who your candidates are click: [List of Candidates](#)



If you are a first time voter you will need **ID** containing your **name**, current **address**, and **signature**.

Options include: drivers license, lease agreements, utility bills, etc. Or a friend already on the voters list who will take an oath to vouch for you.

## 2023 POVERTY RATES (cflim-at)



**NB**  
Overall: 17.8%  
0-17: 21.9%  
18-64: 17.2%  
65+: 16.1%

**Fredericton**  
Overall: 19.6%  
0-17: 23.3%  
18-64: 21.3%  
65+: 11.3%



## HOMELESSNESS in Fredericton Feb, 2026

273

### TOTAL HOMELESSNESS

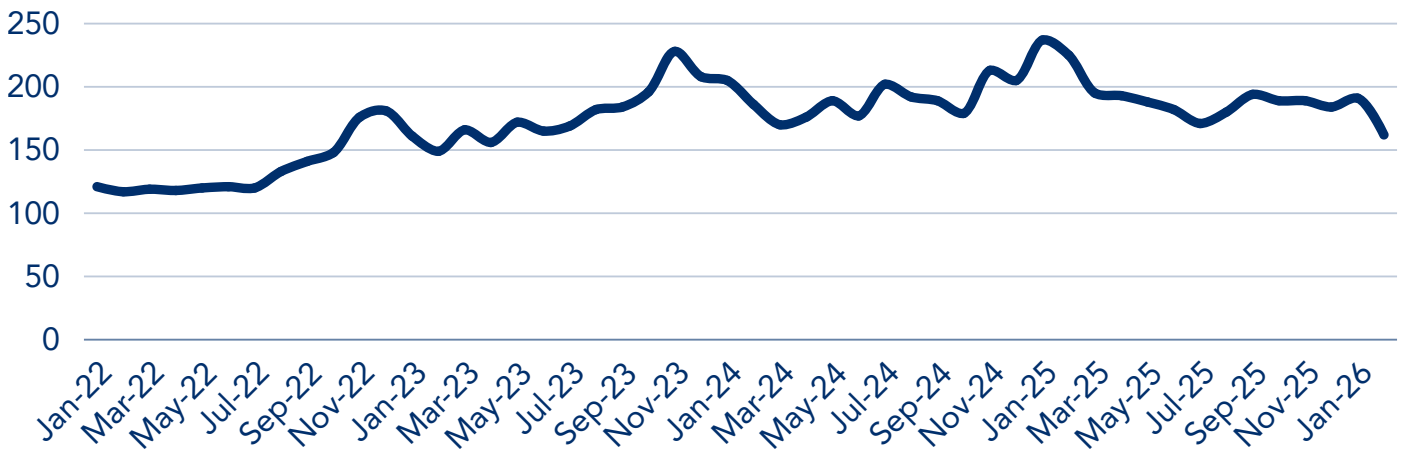
273 people experienced homelessness for at least one day in Feb, 2026.

162

### CHRONIC HOMELESSNESS

162 people experienced chronic homelessness in Feb, 2026.

## CHRONIC HOMELESSNESS Over Time in Fredericton



## 2025 Fredericton LIVING WAGE

"A **living wage** is the hourly rate a worker needs to earn to meet basic needs, live with dignity, and maintain a decent quality of life."



**\$26.05 p/hr**

Is the living wage in Fredericton.

## Living Wage EXPENSES



**Shelter: \$2,087.43/Month**  
 - Rent: \$1,666.29/Month  
 - Insurance: \$102.10/Month  
 - Utilities: \$219.54/Month  
 - Internet: \$99.50/Month



**Food: \$1,435.36/Month**  
 Data: 2024 MBM Food Cost for Fredericton, Indexed to Inflation.



## Calls to 211 Fredericton

"211 is a **free** and **confidential** service that helps connect people in New Brunswick to local community and **social services**."



**7,749**

Needs were identified from calls to 211 in Fredericton from 2020-03-11 to 2025-11-29.

## Top **NEEDS** From 211 Calls

Need Category	% of Total Needs
Housing Expense Assistance	29%
Information Sources	4%
Undesignated Temporary Financial Assistance	4%
Utility Assistance	4%
Basic Income Maintenance Programs	3%

## FOOD BANK Use in Fredericton



**4,981**

individuals were served food from a Fredericton food bank in Jan, 2026. Did you know that roughly **3.1%** of NB's population is served by a food bank? That is **1 in 32** people.

## Fredericton **FOOD BANKS**

Food Bank	Individuals Served Jan, 2026
Greener Village	4,968



## VOTER TURNOUT in Municipal Elections

Election	Turnout for All New Brunswick	Turnout for Fredericton
2008	48.4%	34.1%
2012	48.0%	39.8%
2016	45.4%	36.8%
2021	42.0%	38.0%



### LOW TURNOUT

Voter turnout has not exceeded **40%** in the last 4 municipal elections.