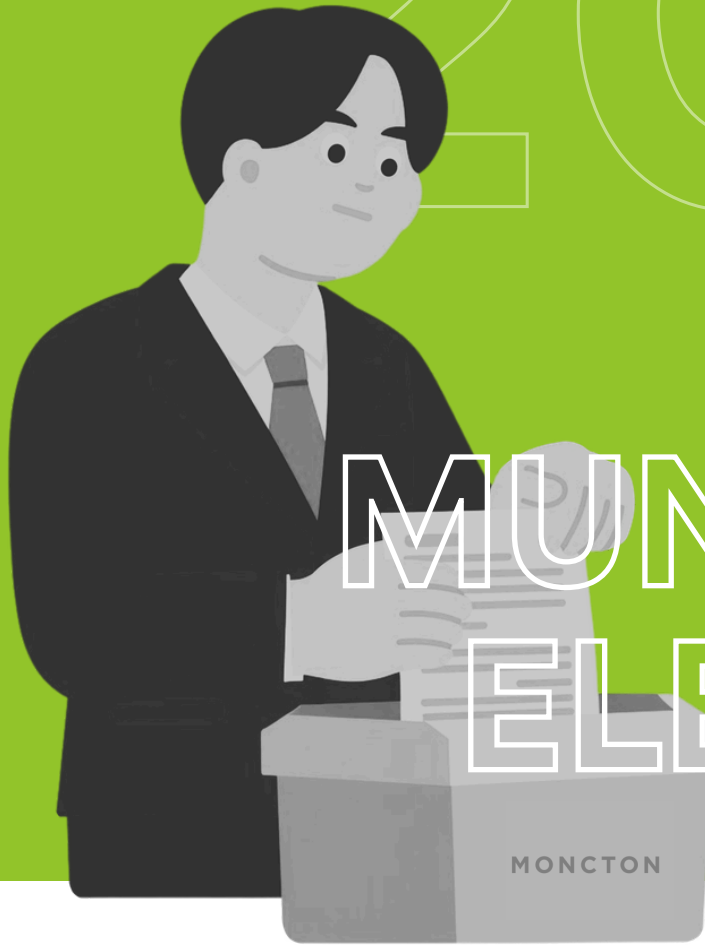


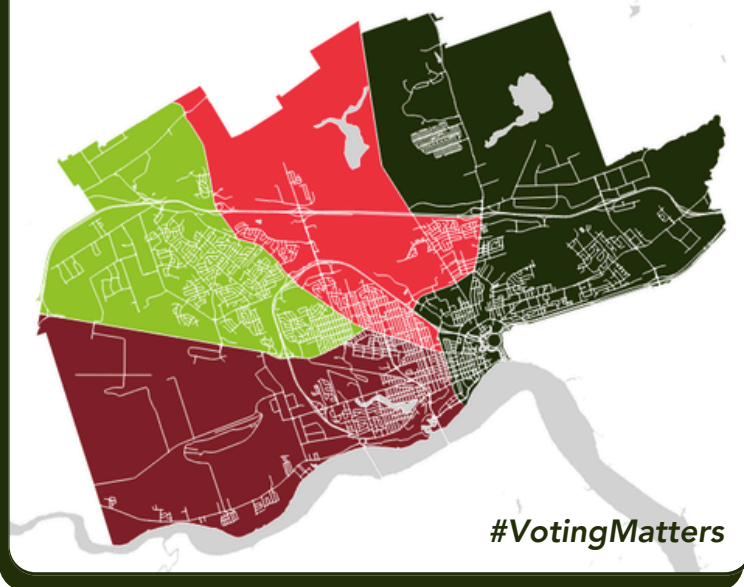
2026



MONCTON

# MUNICIPAL ELECTION

The Election Will be Held on **MAY 11**



Data



Snapshot

## About HDC

Website: [sjhdc.ca](http://sjhdc.ca)

Facebook: [SaintJohnHDC](https://www.facebook.com/SaintJohnHDC)

Instagram:  
[humandevlopmentcouncilsj](https://www.instagram.com/humandevlopmentcouncilsj)

Location: Social Enterprise Hub  
Saint John



## How Do I VOTE?

For information on voting in the upcoming municipal election visit [electionsnb.ca](http://electionsnb.ca).

From the Elections NB home page:

To determine what ward you are voting in click on: [Where do I Vote](#)

To determine who your candidates are click: [List of Candidates](#)



If you are a first time voter you will need **ID** containing your **name**, current **address**, and **signature**. Options include: drivers license, lease agreements, utility bills, etc. Or a friend already on the voters list who will take an oath to vouch for you.

## 2023 POVERTY RATES (cflim-at)

### Moncton

Overall: 22%  
0-17: 25.8%  
18-64: 22.8%  
65+: 14.9%



### NB

Overall: 17.8%  
0-17: 21.9%  
18-64: 17.2%  
65+: 16.1%



# HOMELESSNESS in Moncton Feb, 2026

**802**

### TOTAL HOMELESSNESS

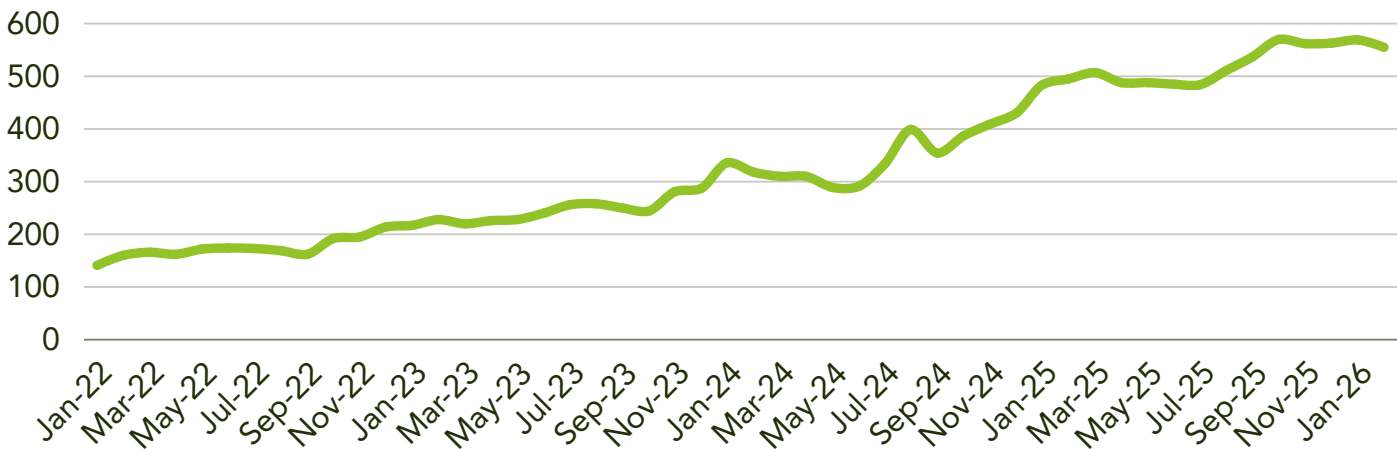
802 people experienced homelessness for at least one day in Feb, 2026.

**555**

### CHRONIC HOMELESSNESS

555 people experienced chronic homelessness in Feb, 2026.

# CHRONIC HOMELESSNESS Over Time in Moncton



## 2025 Moncton LIVING WAGE

“A **living wage** is the hourly rate a worker needs to earn to meet basic needs, live with dignity, and maintain a decent quality of life.”



**\$24.43 p/hr**

Is the living wage in Moncton.

### Living Wage EXPENSES

**Shelter: \$1921.74/Month**  
 - Rent: \$1,476.52/Month  
 - Insurance: \$102.10/Month  
 - Utilities: \$243.61/Month  
 - Internet: \$99.50/Month

**Food: \$1,350.13/Month**  
 Data: 2024 MBM Food Cost for Moncton, Indexed to Inflation.



## Calls to 211 Moncton

“211 is a **free** and **confidential** service that helps connect people in New Brunswick to local community and **social services**.”



**21,126**

Needs were identified from calls to 211 in Moncton from 2020-03-11 to 2025-11-29.

## Top NEEDS From 211 Calls

Need Category	% of Total Needs
Housing Expense Assistance	33%
Basic Income Maintenance Programs	4%
Undesignated Temporary Financial Assistance	3%
Information and Referral	3%
Information Sources	3%

## FOOD BANK Use in Moncton



**6,483**

individuals were served food from a Moncton food bank in Jan, 2026. Did you know that roughly **3.1%** of NB’s population is served by a food bank? That is **1 in 32** people.

## MONCTON Food Banks

Food Bank	Individuals Served Jan, 2026
Peter McKee Community Food Centre	4,001
Moncton Cares	781
Second Mile Food Bank	1701



## VOTER TURNOUT in Municipal Elections

Election	Turnout for All New Brunswick	Turnout for Moncton
2008	48.4%	35.9%
2012	48.0%	33.0%
2016	45.4%	35.8%
2021	42.0%	33.1%



### LOW TURNOUT

Voter turnout has not exceeded **40%** in the last 4 municipal elections.