

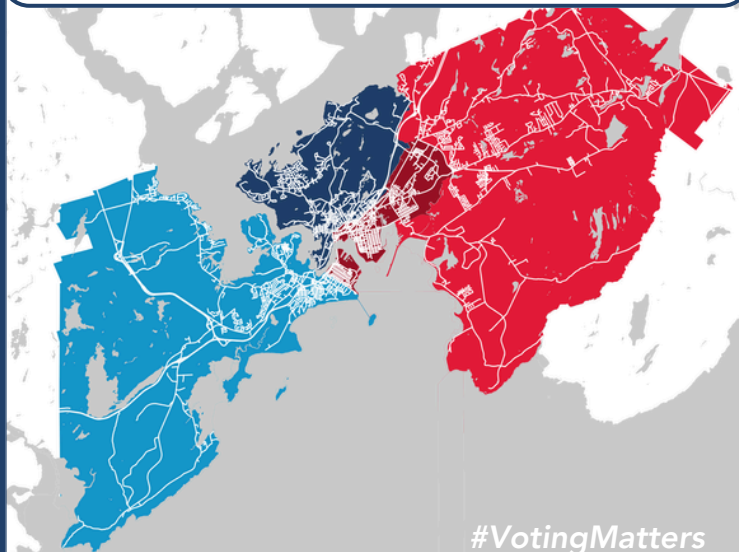
2026



SAINT JOHN

# MUNICIPAL ELECTION

The Election Will be Held on **MAY 11**



Data



Snapshot

About **HDC**

Website: [sjhdc.ca](http://sjhdc.ca)

Facebook: [SaintJohnHDC](https://www.facebook.com/SaintJohnHDC)

Instagram:  
[humandevlopmentcouncilsj](https://www.instagram.com/humandevlopmentcouncilsj)

Location: Social Enterprise Hub  
Saint John



## How Do I VOTE?

For information on voting in the upcoming municipal election visit [electionsnb.ca](http://electionsnb.ca).

From the Elections NB home page:

To determine what ward you are voting in click on: [Where do I Vote](#)

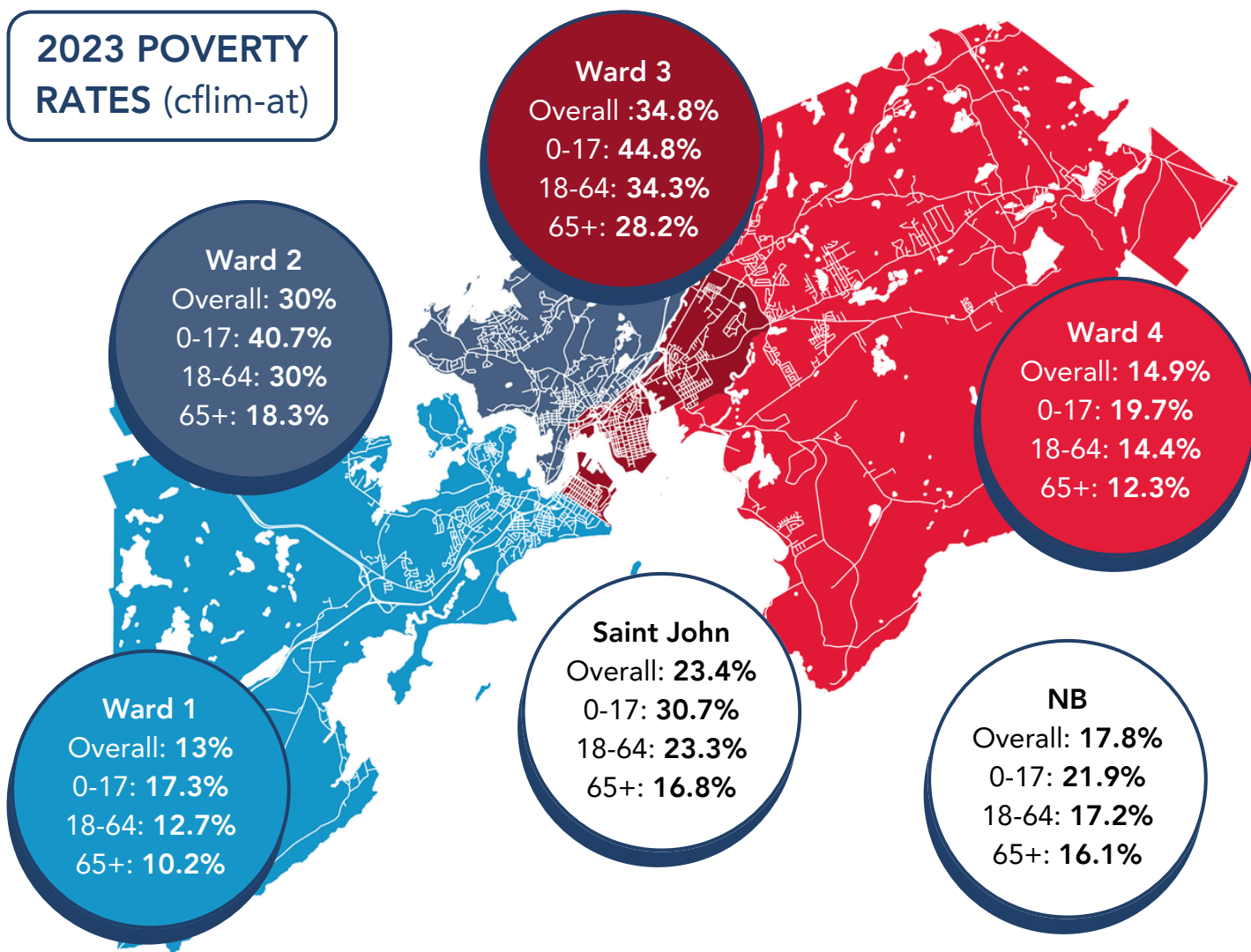
To determine who your candidates are click: [List of Candidates](#)



If you are a first time voter you will need **ID** containing your **name**, current **address**, and **signature**.

Options include: drivers license, lease agreements, utility bills, etc. Or a friend already on the voters list who will take an oath to vouch for you.

## 2023 POVERTY RATES (cflim-at)





# HOMELESSNESS in SJ Feb, 2026

**437**

## TOTAL HOMELESSNESS

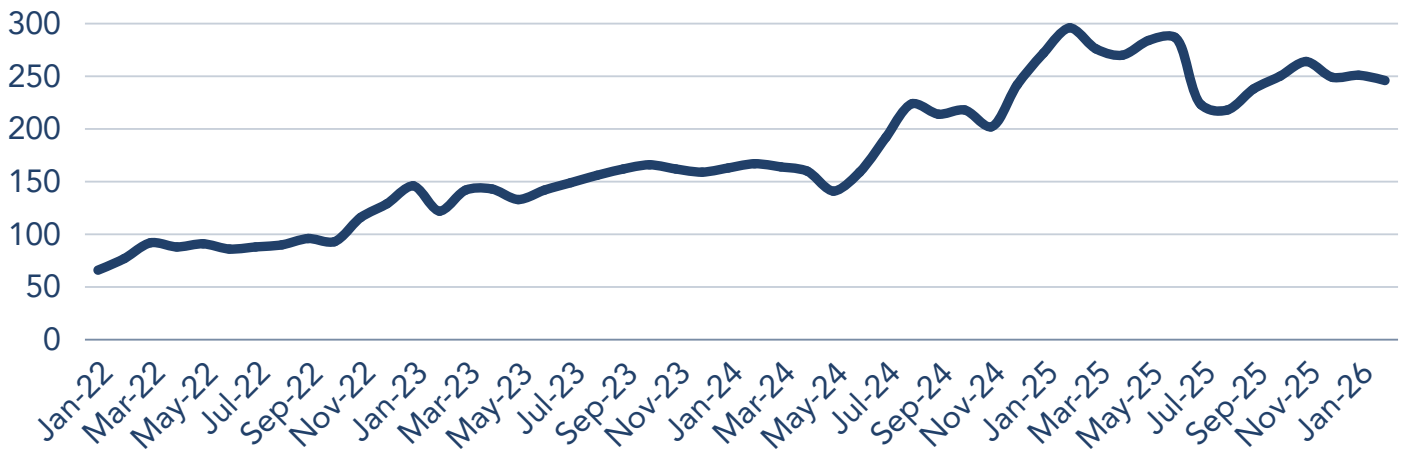
437 people experienced homelessness for at least one day in Feb, 2026.

**246**

## CHRONIC HOMELESSNESS

246 people experienced chronic homelessness in Feb, 2026.

# CHRONIC HOMELESSNESS Over Time in SJ



# 2025 SJ LIVING WAGE

“A **living wage** is the hourly rate a worker needs to earn to meet basic needs, live with dignity, and maintain a decent quality of life.”



**\$24.49 p/hr**

Is the living wage in Saint John.

# Living Wage EXPENSES



**Shelter: \$1,892.69/Month**  
 - Rent: \$1,511.02/Month  
 - Insurance: \$102.10/Month  
 - Utilities: \$180.06/Month  
 - Internet: \$99.50/Month



**Food: \$1,400.79/Month**  
 Data: 2024 MBM Food Cost for Saint John, Indexed to Inflation.



## Calls to 211 Saint John

"211 is a **free** and **confidential** service that helps connect people in New Brunswick to local community and **social services**."



**8,598**

Needs were identified from calls to 211 in Saint John from 2020-03-11 to 2025-11-29.

## Top NEEDS From 211 Calls

Need Category	% of Total Needs
Housing Expense Assistance	29%
Undesignated Temporary Financial Assistance	4%
Basic Income Maintenance Programs	4%
Residential Housing Options	3%
Emergency Shelter	3%

## FOOD BANK Use in Saint John



**3,836**

individuals were served food from a SJ food bank in Jan, 2026. Did you know that roughly **3.1%** of NB's population is served by a food bank? That is **1 in 32** people.

## SJ Food Banks

SJ Food Bank	Individuals Served Jan, 2026
North End Food Bank	1,455
West Side Food Bank Inc.	676
Saint John East Food Bank	998
Community Food Basket of Saint John Inc.	707

## VOTER TURNOUT in Municipal Elections

Election	Turnout for All New Brunswick	Turnout for Saint John
2008	48.4%	49.9%
2012	48.0%	45.6%
2016	45.4%	38.1%
2021	42.0%	34.6%



### DECREASED TURNOUT

Voter turnout decreased by **15%** from 2008 to 2021 in Saint John.